

§ 7.3 Linear Systems

One of the most important uses of matrices.

A linear system of m equations in n unknowns x_1, x_2, \dots, x_n is a set of equations of the form

$$a_{11}x_1 + a_{12}x_2 + \dots + a_{1n}x_n = b_1$$

$$a_{21}x_1 + a_{22}x_2 + \dots + a_{2n}x_n = b_2$$

$$a_{m1}x_1 + a_{m2}x_2 + \dots + a_{mn}x_n = b_m$$

The numbers a_{ij} are called the coefficients.

If $b_1 = b_2 = \dots = b_m = 0$ (i.e. $\text{rhs} = 0$),

we say the system is homogeneous, otherwise the system is inhomogeneous.

If we let A be the $m \times n$ matrix

$$A = (a_{ij}) = \begin{bmatrix} a_{11} & a_{12} & \dots & a_{1n} \\ a_{21} & a_{22} & & \\ \vdots & & & \\ \vdots & & & \\ a_{m1} & & & a_{mn} \end{bmatrix}$$

and x, b be the column vectors

$$x = \begin{bmatrix} x_1 \\ x_2 \\ \vdots \\ x_n \end{bmatrix}, \quad b = \begin{bmatrix} b_1 \\ b_2 \\ \vdots \\ b_m \end{bmatrix},$$

then we can write this system in matrix form as

$$\begin{matrix} A \cdot x = b \\ m \times n \quad n \times 1 \quad m \times 1 \end{matrix}$$

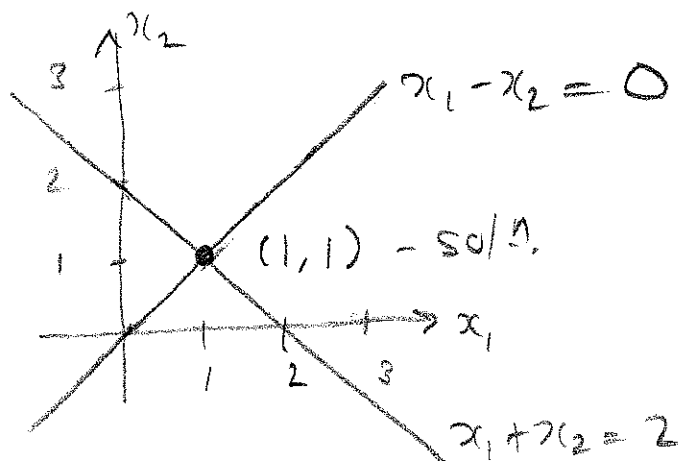
Advantage Matrices are easier to work with than systems of equations.

There are 3 basic possibilities

a) Lines intersect at just one point
— just one (unique) solⁿ.

e.g. $x_1 + x_2 = 2$

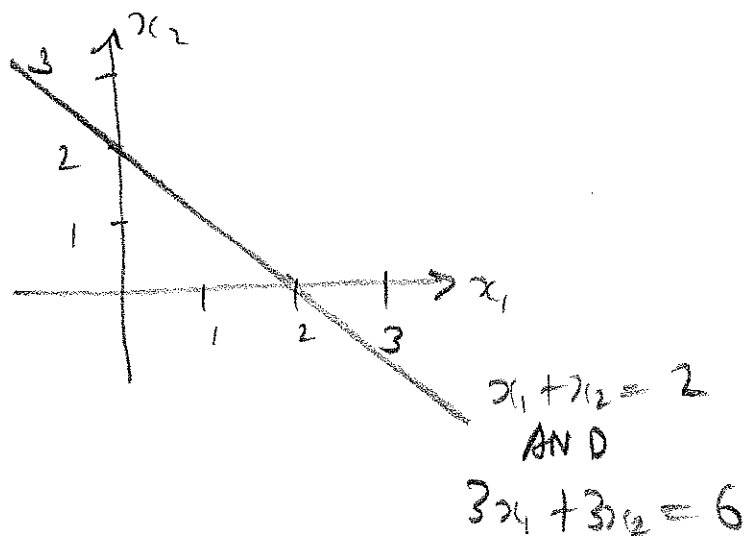
$$x_1 - x_2 = 0$$



b) Lines lie on top of each other (same line)
— infinitely many sol^{ns}.

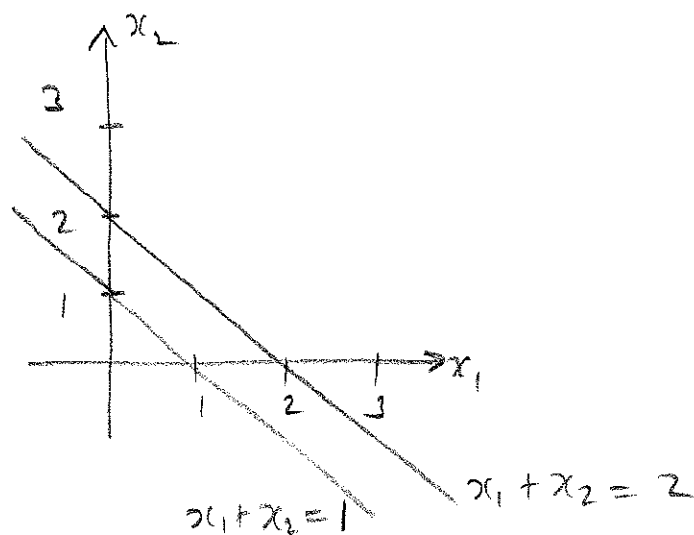
e.g. $x_1 + x_2 = 2$

$$3x_1 + 3x_2 = 6$$



c) Lines do not intersect (parallel and different)
- no solⁿ.

e.g. $x_1 + x_2 = 1$
 $x_1 + x_2 = 2$



Similar but more complicated things happen
in higher dimensions.

Gaussian Elimination and Back Substitution

A standard method for solving linear systems which always works.

Suppose we have a system in triangular form

e.g.

$$2x_1 + 5x_2 = 2 \quad \textcircled{1}$$

$$13x_2 = -26 \quad \textcircled{2}$$

Can solve this by back substitution.

e.g. $\textcircled{2} \Rightarrow x_2 = -2$

Substitute in $\textcircled{1}$

$$2x_1 + 5(-2) = 2$$

$$2x_1 - 10 = 2$$

$$2x_1 = 12$$

$$x_1 = 6.$$

Moral Solving upper triangular systems by back substitution is easy!

Gaussian elimination consists of two steps.

1. Transform the system into an equivalent upper triangular system which has the same solⁿ (if any).
2. Solve the upper triangular system by back substitution which also gives the solⁿ of the original system.

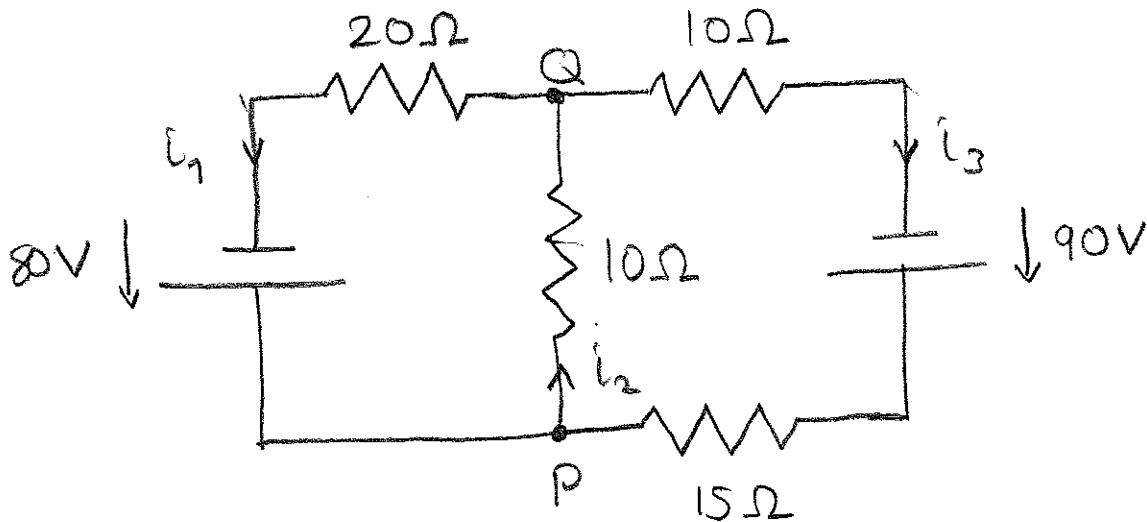
Ex.

$$\begin{aligned} 2x_1 + 5x_2 &= 2 \\ -4x_1 + 3x_2 &= -30 \end{aligned}$$

Augmented matrix $\left[\begin{array}{cc|c} 2 & 5 & 2 \\ -4 & 3 & -30 \end{array} \right]$

Leave the first equation & eliminate x_1 from the second equation by adding twice the first equation to it. In the augmented matrix, this corresponds to adding twice the first row to the second.

Ex. Consider the following electrical circuit where we want to find the current in each branch.



The eq^s for the circuit come from Kirchhoff's Laws

Kirchhoff's Current Law (KCL)

At any pt. in the circuit the sum of the inflowing currents equals the sum of the outflowing currents.

Kirchhoff's Voltage Law (KVL)

In any closed loop, the sum of all the voltage drops equals the impressed electromotive force.

$$\text{KCL at node P : } i_1 - i_2 + i_3 = 0$$

$$\text{KCL at node Q : } -i_1 + i_2 - i_3 = 0$$

$$\text{KVL on right loop : } 10i_2 + 25i_3 = 90$$

$$\text{KVL on left loop : } 20i_1 + 10i_2 = 80.$$

Using x 's instead of i 's, we write this more conventionally as

$$x_1 - x_2 + x_3 = 0$$

$$-x_1 + x_2 - x_3 = 0$$

$$10x_2 + 25x_3 = 90$$

$$20x_1 + 10x_2 = 80$$

Solution by Gauss Elimination. This system could be solved rather quickly by noticing its particular form. But this is not the point. The point is that the Gauss elimination is systematic and will work in general, also for large systems. We apply it to our system and then do back substitution. As indicated let us write the augmented matrix of the system first and then the system itself:

	Augmented Matrix \tilde{A}	Equations
Pivot 1 \longrightarrow	$\left[\begin{array}{ccc c} 1 & -1 & 1 & 0 \\ -1 & 1 & -1 & 0 \\ 0 & 10 & 25 & 90 \\ 20 & 10 & 0 & 80 \end{array} \right]$	$x_1 - x_2 + x_3 = 0$
Eliminate \longrightarrow	$\left[\begin{array}{ccc c} 1 & -1 & 1 & 0 \\ -1 & 1 & -1 & 0 \\ 0 & 10 & 25 & 90 \\ 20 & 10 & 0 & 80 \end{array} \right]$	$-x_1 + x_2 - x_3 = 0$ $10x_2 + 25x_3 = 90$ $20x_1 + 10x_2 = 80$

Step 1. Elimination of x_1

Call the first row of A the **pivot row** and the first equation the **pivot equation**. Call the coefficient 1 of its x_1 -term the **pivot** in this step. Use this equation to eliminate x_1 (get rid of x_1) in the other equations. For this, do:

Add 1 times the pivot equation to the second equation.

Add -20 times the pivot equation to the fourth equation.

This corresponds to **row operations** on the augmented matrix as indicated in BLUE behind the **new matrix** in (3). So the operations are performed on the **preceding matrix**. The result is

	$\left[\begin{array}{ccc c} 1 & -1 & 1 & 0 \\ 0 & 0 & 0 & 0 \\ 0 & 10 & 25 & 90 \\ 0 & 30 & -20 & 80 \end{array} \right]$	
(3)		$x_1 - x_2 + x_3 = 0$
	$\left[\begin{array}{ccc c} 1 & -1 & 1 & 0 \\ 0 & 0 & 0 & 0 \\ 0 & 10 & 25 & 90 \\ 0 & 30 & -20 & 80 \end{array} \right]$	Row 2 + Row 1 $0 = 0$
	$\left[\begin{array}{ccc c} 1 & -1 & 1 & 0 \\ 0 & 0 & 0 & 0 \\ 0 & 10 & 25 & 90 \\ 0 & 30 & -20 & 80 \end{array} \right]$	Row 4 - 20 Row 1 $30x_2 - 20x_3 = 80$

Step 2. Elimination of x_2

The first equation remains as it is. We want the new second equation to serve as the next pivot equation. But since it has no x_2 -term (in fact, it is $0 = 0$), we must first change the order of the equations and the corresponding rows of the new matrix. We put $0 = 0$ at the end and move the third equation and the fourth equation one place up. This is called **partial pivoting** (as opposed to the rarely used **total pivoting**, in which also the order of the unknowns is changed). It gives

	$\left[\begin{array}{ccc c} 1 & -1 & 1 & 0 \\ 0 & 10 & 25 & 90 \\ 0 & 30 & -20 & 80 \\ 0 & 0 & 0 & 0 \end{array} \right]$	
Pivot 10 \longrightarrow	$\left[\begin{array}{ccc c} 1 & -1 & 1 & 0 \\ 0 & 10 & 25 & 90 \\ 0 & 30 & -20 & 80 \\ 0 & 0 & 0 & 0 \end{array} \right]$	$x_1 - x_2 + x_3 = 0$
Eliminate 30 \longrightarrow	$\left[\begin{array}{ccc c} 1 & -1 & 1 & 0 \\ 0 & 10 & 25 & 90 \\ 0 & 30 & -20 & 80 \\ 0 & 0 & 0 & 0 \end{array} \right]$	$10x_2 + 25x_3 = 90$ $30x_2 - 20x_3 = 80$ $0 = 0$

To eliminate x_2 , do:

Add -3 times the pivot equation to the third equation.

The result is

	$\left[\begin{array}{ccc c} 1 & -1 & 1 & 0 \\ 0 & 10 & 25 & 90 \\ 0 & 0 & -95 & -190 \\ 0 & 0 & 0 & 0 \end{array} \right]$	
(4)		$x_1 - x_2 + x_3 = 0$
	$\left[\begin{array}{ccc c} 1 & -1 & 1 & 0 \\ 0 & 10 & 25 & 90 \\ 0 & 0 & -95 & -190 \\ 0 & 0 & 0 & 0 \end{array} \right]$	$10x_2 + 25x_3 = 90$ $-95x_3 = -190$ $0 = 0$
	$\left[\begin{array}{ccc c} 1 & -1 & 1 & 0 \\ 0 & 10 & 25 & 90 \\ 0 & 0 & -95 & -190 \\ 0 & 0 & 0 & 0 \end{array} \right]$	Row 3 - 3 Row 2 $0 = 0$

Back Substitution. Determination of x_3, x_2, x_1 (in this order)

Working backward from the last to the first equation of this "triangular" system (4), we can now readily find x_3 , then x_2 , and then x_1 :

$-95x_3 = -190$	$x_3 = i_3 = 2 \text{ [A]}$
$10x_2 + 25x_3 = 90$	$x_2 = \frac{1}{10}(90 - 25x_3) = i_2 = 4 \text{ [A]}$
$x_1 - x_2 + x_3 = 0$	$x_1 = x_2 - x_3 = i_1 = 2 \text{ [A]}$

where A stands for "amperes." This is the answer to our problem. The solution is unique. ■

Elementary Row Operations, Row-Equivalent Systems

The previous example used elementary row operations on the augmented matrix. There are 3 kinds

Elementary Row Operations for Matrices

1. Interchange of two rows
2. Addition of a constant multiple of one row to another
3. Multiplication of a row by a non-zero constant c .

N.b. These operations are for ROWS, not columns!

In terms of equations, these operations correspond to

Elementary Row Operations for Equations

1. Interchange of two equations
2. Addition of a constant multiple of one equation to another
3. Multiplication of an equation by a non-zero constant c .

Important Facts None of these operations changes the solution set of a system of equations and all of them are reversible.

Say two linear systems S_1, S_2 (or two matrices A_1, A_2) are row equivalent if S_1 can be transformed into S_2 (A_1 into A_2) by finitely many elementary row operations on equations (matrices).

We have proved the following justification of Gaussian elimination

Theorem 1 Row equivalent linear systems have the same set of solutions.

Row Echelon and Reduced Row Echelon Forms

A matrix A is in row echelon form if :

- all the rows with all zeroes lie below all the rows which are not all zeroes ;
- the first non-zero entry (pivot) in row $i+1$ lies at least one column to the right of the first non-zero entry (pivot) in row i ;
- all the entries below each pivot are zero.

$$\begin{bmatrix} \bullet & x & x & x & x \\ 0 & \bullet & x & x & x \\ 0 & 0 & 0 & \bullet & x \\ 0 & 0 & 0 & 0 & 0 \end{bmatrix}$$

- pivots

e.g. $\begin{bmatrix} 1 & 2 & 1 & 3 \\ 0 & 0 & -1 & 0 \\ 0 & 0 & 0 & 0 \end{bmatrix}$ ✓ $\begin{bmatrix} 1 & 2 & 1 \\ 0 & 1 & 0 \\ 0 & 3 & 0 \end{bmatrix}$ X

A matrix A is in reduced echelon form if it is in row echelon form and in addition:

e) all the pivots are 1;

f) all the entries above each pivot are 0 (as well as all those below).

$$\begin{bmatrix} 1 & 0 & x & 0 & x \\ 0 & 1 & x & 0 & x \\ 0 & 0 & 0 & 1 & x \\ 0 & 0 & 0 & 0 & 0 \end{bmatrix}$$

e.g. $\begin{bmatrix} 1 & 2 & 0 & 3 \\ 0 & 0 & 1 & 0 \\ 0 & 0 & 0 & 0 \end{bmatrix}$ ✓

$\begin{bmatrix} 1 & 2 & 0 & 3 \\ 0 & 0 & -1 & 0 \\ 0 & 0 & 0 & 0 \end{bmatrix}$ ✗

$\begin{bmatrix} 1 & 2 & 1 & 3 \\ 0 & 0 & 1 & 0 \\ 0 & 0 & 0 & 0 \end{bmatrix}$ ✗

Facts

Any matrix can be reduced to echelon or reduced row echelon form by elementary row operations

The reduced row echelon form of a matrix is unique, i.e. any matrix is row equivalent to one and only one matrix in reduced echelon form (r.e.f.).

Ex. Gaussian Elimination if no soln exists.

$$\left[\begin{array}{ccc|c} 3 & 2 & 1 & 3 \\ 2 & 1 & 1 & 0 \\ 6 & 2 & 4 & 6 \end{array} \right]$$

$$3x_1 + 2x_2 + x_3 = 3$$

$$2x_1 + x_2 + x_3 = 0$$

$$6x_1 + 2x_2 + 4x_3 = 6$$

Step 1 (Eliminate x_1)

Use the 3 in the top left corner as a pivot.

$$R_2 - \frac{2}{3}(R_{\text{row } 1}), R_3 - 2(R_{\text{row } 1})$$

$$\left[\begin{array}{ccc|c} 3 & 2 & 1 & 3 \\ 0 & -\frac{1}{3} & \frac{1}{3} & -2 \\ 0 & -2 & 2 & 0 \end{array} \right]$$

$$3x_1 + 2x_2 + x_3 = 3$$

$$-\frac{1}{3}x_2 + \frac{1}{3}x_3 = -2$$

$$-2x_2 + 2x_3 = 0$$

Step 2 (Eliminate x_2).

Use the $-\frac{1}{3}$ in the 2,2 position as a pivot

$$R_{\text{row } 3} - 6(R_{\text{row } 2})$$

$$\left[\begin{array}{ccc|c} 3 & 2 & 1 & 3 \\ 0 & -\frac{1}{3} & \frac{1}{3} & -2 \\ 0 & 0 & 0 & 12 \end{array} \right] \leftarrow \text{Pivot}$$

$$3x_1 + 2x_2 + x_3 = 3$$

$$-\frac{1}{3}x_2 + \frac{1}{3}x_3 = -2$$

$$0 = 12$$

The last eqn doesn't make any sense and so there is no soln.

Note: We only needed the echelon form to determine whether there was a sol Δ .

Defn Say a linear system is consistent if it has a sol Δ (one or infinitely many). Say it is inconsistent if there is no sol Δ .

Fact A linear system is consistent if and only if (iff) there is no pivot in the rightmost column of the augmented matrix for a row equivalent system in row echelon form.

Ex. Gaussian Elimination if Infinitely Many Sol's Exist

$$3.0x_1 + 2.0x_2 + 2.0x_3 - 5.0x_4 = 8.0$$

$$0.6x_1 + 1.5x_2 + 1.5x_3 - 5.4x_4 = 2.7$$

$$1.2x_1 - 0.3x_2 - 0.3x_3 + 2.4x_4 = 2.1$$

Augmented matrix is

$$\left[\begin{array}{cccc|c} 3.0 & 2.0 & 2.0 & -5.0 & 8.0 \\ 0.6 & 1.5 & 1.5 & -5.4 & 2.7 \\ 1.2 & -0.3 & -0.3 & 2.4 & 2.1 \end{array} \right]$$

As before, it is enough to work simply by row operations on the augmented matrix without having to also keep track of the equations.

Step 1 Use the 3.0 in the 1,1 position as a pivot. (eliminate x_1)

$$\left[\begin{array}{cccc|c} 3.0 & 2.0 & 2.0 & -5.0 & 8.0 \\ 0 & 1.1 & 1.1 & -4.4 & 1.1 \\ 0 & -1.1 & -1.1 & 4.4 & -1.1 \end{array} \right]$$

Step 2. Use the 1,1 in the 2,2 position as a pivot (eliminate x_2).

$$\left[\begin{array}{cccc|c} 3.0 & 2.0 & 2.0 & -5.0 & 8.0 \\ 0 & 1.1 & 1.1 & -4.4 & 1.1 \\ 0 & 0 & 0 & 0 & 0 \end{array} \right]$$

At this stage we could use back substitution (as the book does).

However, it is better to instead get the reduced echelon form, before finding the soln. (slightly more work but gives a better, more reliable answer).

Step 3 Row 2 / 1.1 (sets pivot to 1 in 2nd row).

$$\left[\begin{array}{cccc|c} 3 & 2 & 2 & -5 & 8 \\ 0 & 1 & 1 & -4 & 1 \\ 0 & 0 & 0 & 0 & 0 \end{array} \right]$$

Step 4 Row 1 - 2(Row 2) (Creates a 0 above the pivot in row 2).

$$\left[\begin{array}{cccc|c} 3 & 0 & 0 & 3 & 6 \\ 0 & 1 & 1 & -4 & 1 \\ 0 & 0 & 0 & 0 & 0 \end{array} \right]$$

Step 5 (Row 1)/3 (Sets pivot in Row 1 to 1).

$$\left[\begin{array}{cccc|c} 1 & 0 & 0 & 1 & 2 \\ 0 & 1 & 1 & -4 & 1 \\ 0 & 0 & 0 & 0 & 0 \end{array} \right]$$

Step 6 Convert back to a system of eq^s.

$$x_1 + x_4 = 2$$

$$x_2 + x_3 - 4x_4 = 1$$

or

$$x_1 = -x_4 + 2$$

$$x_2 = -x_3 + 4x_4 - 1$$

Note that x_1, x_2 depend on x_3, x_4 and we can write our soln in vector form as

$$X = \begin{bmatrix} x_1 \\ x_2 \\ x_3 \\ x_4 \end{bmatrix} = \begin{bmatrix} -x_4 + 2 \\ -x_3 + 4x_4 - 1 \\ x_3 \\ x_4 \end{bmatrix}$$

$$= x_3 \begin{bmatrix} 0 \\ -1 \\ 1 \\ 0 \end{bmatrix} + x_4 \begin{bmatrix} -1 \\ 4 \\ 0 \\ 1 \end{bmatrix} + \begin{bmatrix} 2 \\ -1 \\ 0 \\ 0 \end{bmatrix}$$

This is called the parametric vector form of the soln. It is one of the advantages of the r.e.f. as it shows very clearly how the soln depends on two free parameters x_3, x_4 (and so we have infinitely many solns, one for each possible pair of values of x_3, x_4).

Another advantage of using the r.e.f. is the uniqueness mentioned earlier. This means that the above soln is written in a unique way.

In this example, the variables x_1, x_2 which correspond to the columns of the augmented matrix where there were pivots are called basic variables.

The variables x_3, x_4 which correspond to columns where there is no pivot are called free variables.

Moral Using the r.e.f. and getting the parametric vector form shows how the basic variables are given in terms of the free variables.

Fact A consistent linear system has infinitely many solutions iff there are free variables.

Equivalently, a consistent linear system has only one (unique) solution iff there are no free variables.

Important and Useful Facts

Once we have the row echelon form, we can already tell whether or not a system is consistent.

If the system is consistent, we also know already where the pivots are and whether there are free variables. This can save us the trouble of having to find the r.c.f unnecessarily.

Summary

There are 3 possibilities for the soln of a linear system

1. Inconsistent - Rightmost column of the row echelon form of the augmented matrix contains a pivot

$$\left[\begin{array}{cccc|c} \bullet & x & x & x & x \\ 0 & \bullet & x & x & x \\ 0 & 0 & 0 & \bullet & x \\ 0 & 0 & 0 & 0 & \bullet \\ 0 & 0 & 0 & 0 & 0 \end{array} \right] \leftarrow \text{pivot.}$$

2. Consistent, Unique Soln

$$\left[\begin{array}{cccc|c} \bullet & x & x & x & x \\ 0 & \bullet & x & x & x \\ 0 & 0 & \bullet & x & x \\ 0 & 0 & 0 & \bullet & x \\ 0 & 0 & 0 & 0 & 0 \\ 0 & 0 & 0 & 0 & 0 \end{array} \right]$$

Here $m \geq n$ (at least as many eqs as unknowns)

Only non-pivot column is the rightmost one.

Consistent, no free variables.

3. Consistent, Infinitely Many Sol's

$$\left[\begin{array}{ccccc|c} \odot & \bullet & x & x & x & x \\ \odot & \odot & \bullet & x & x & x \\ \odot & \odot & \odot & \odot & \bullet & x \\ \odot & \odot & \odot & \odot & \odot & \odot \end{array} \right]$$

$$x_1 \quad x_2 \quad x_3 \quad x_4 \quad x_5$$

Here there are pivots
in cols 2, 3, 5.

No pivot in rightmost
col., so system is consistent.

x_2, x_3, x_5 are basic

x_1, x_4 are free.